

# ADOLESCENT PREGNANCY: TRENDS, OUTCOMES, AND IMPACT

Candace Knight, PhD, RN

# DISCLOSURES

- I have no actual or potential conflict of interest in relation to this program/presentation.

# OBJECTIVES

- Identify trends in adolescent pregnancy in Alabama and the US
- Recognize risk factors of poor outcomes in adolescent pregnancy
- Apply strategies for supporting adolescents in pregnancy and parenting to optimize outcomes

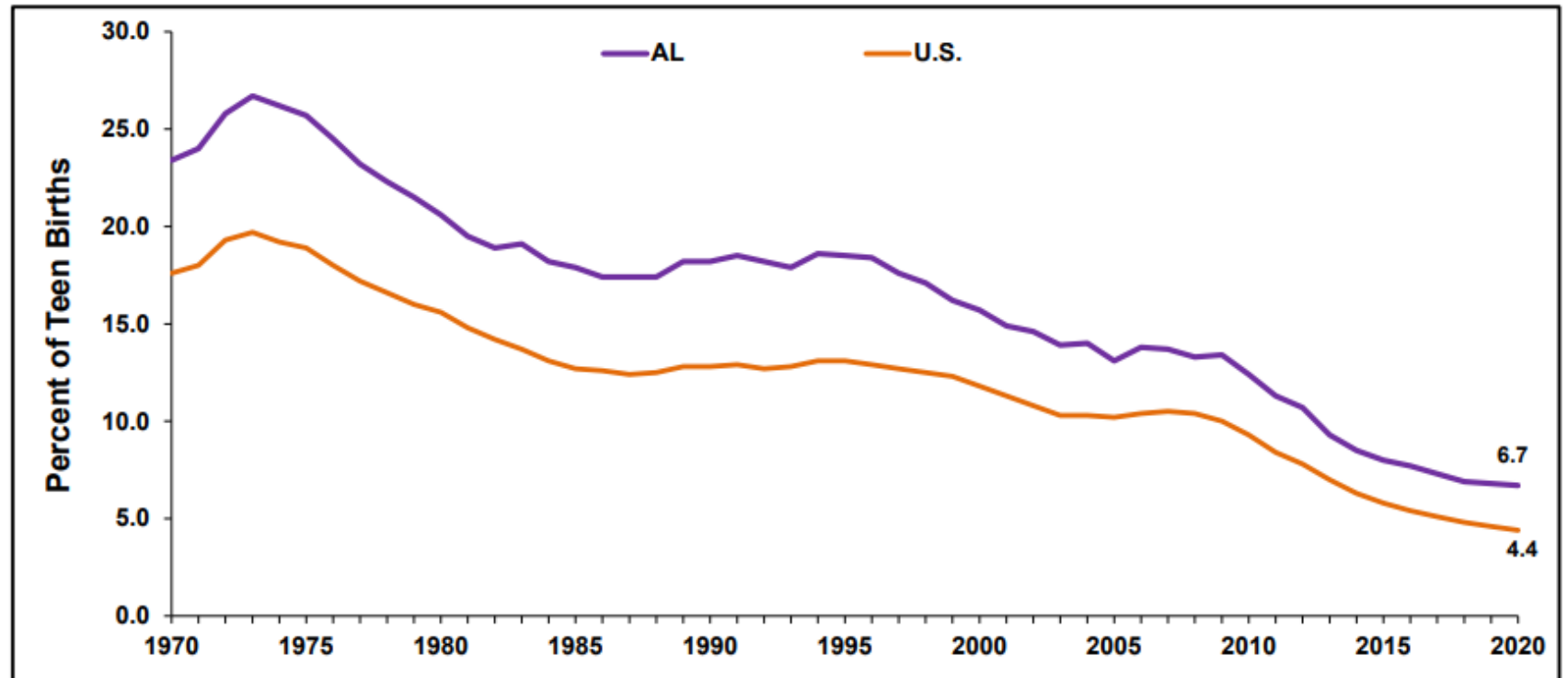
# WHO'S HERE

**What is your primary role? Nurse,  
MD, Social work, Home visitor, other?**

# DEFINITION

Adolescent Pregnancy: the pregnancy of a girl between the ages of 19 or younger

**FIGURE 5. PERCENT OF BIRTHS TO TEENAGE MOTHERS  
ALABAMA AND UNITED STATES, 1970-2020**



# HOW ABOUT YOU?

**Who do you know who has been impacted by adolescent pregnancy?**

# LIVED EXPERIENCES



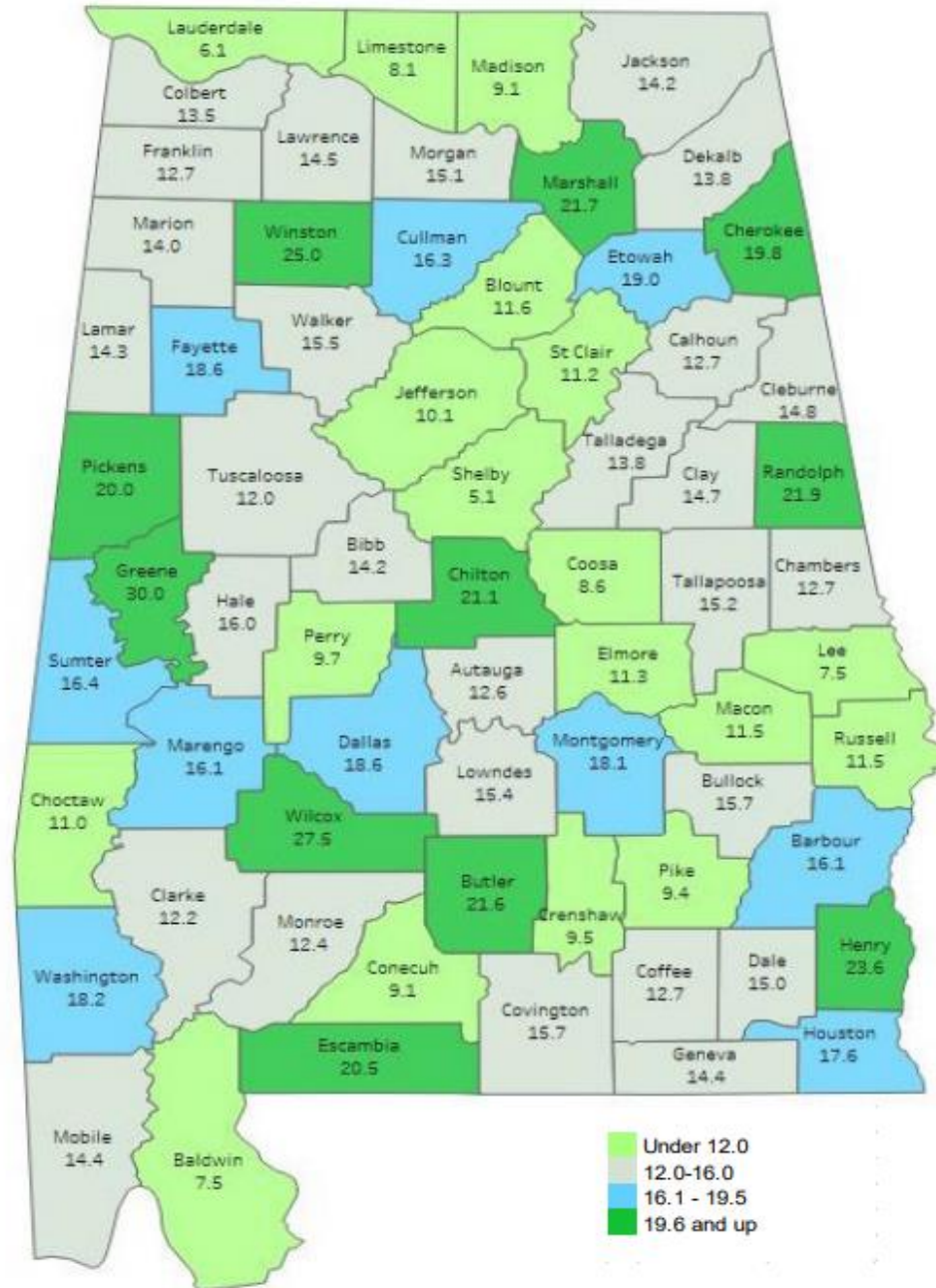
**UAB** SCHOOL OF NURSING

The University of Alabama at Birmingham

# SCOPE

- Teen birth rate, per 1,000 female teens
- Source Alabama Vital Statistics, 2020

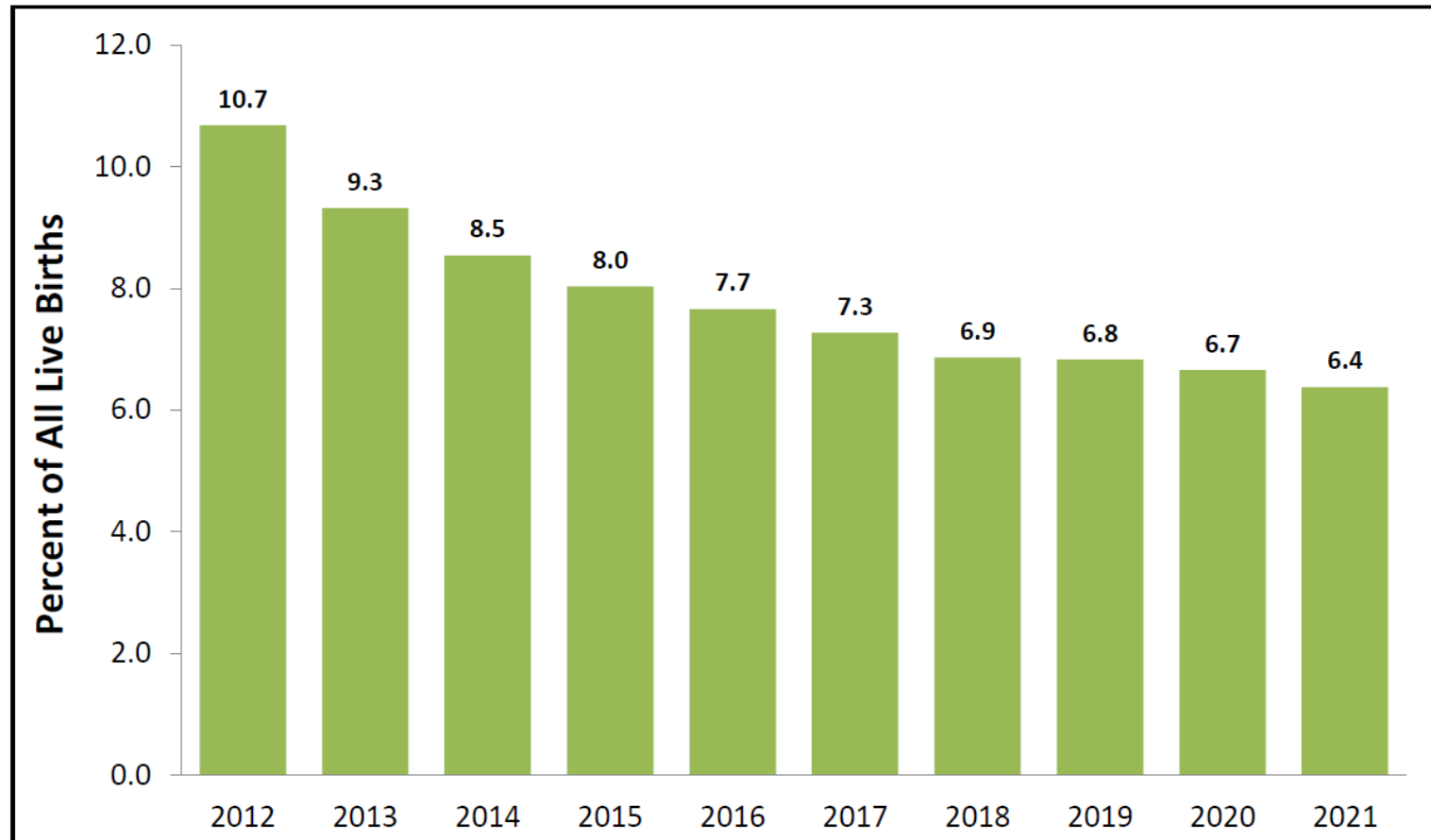
Figure 7. BIRTH RATES TO TEENAGE MOTHERS BY COUNTY OF RESIDENCE, ALABAMA, 2020





## PERCENT OF BIRTHS TO TEENAGERS (AGES 10-19) ALABAMA, 2012-2021

Alabama Department of  
Public Health, Infant  
Mortality Report (2022)



# SCOPE

## ESTIMATED PREGNANCIES, PREGNANCY RATES AND PREGNANCY OUTCOMES BY RACE AND AGE GROUP OF FEMALE ALABAMA, 2020

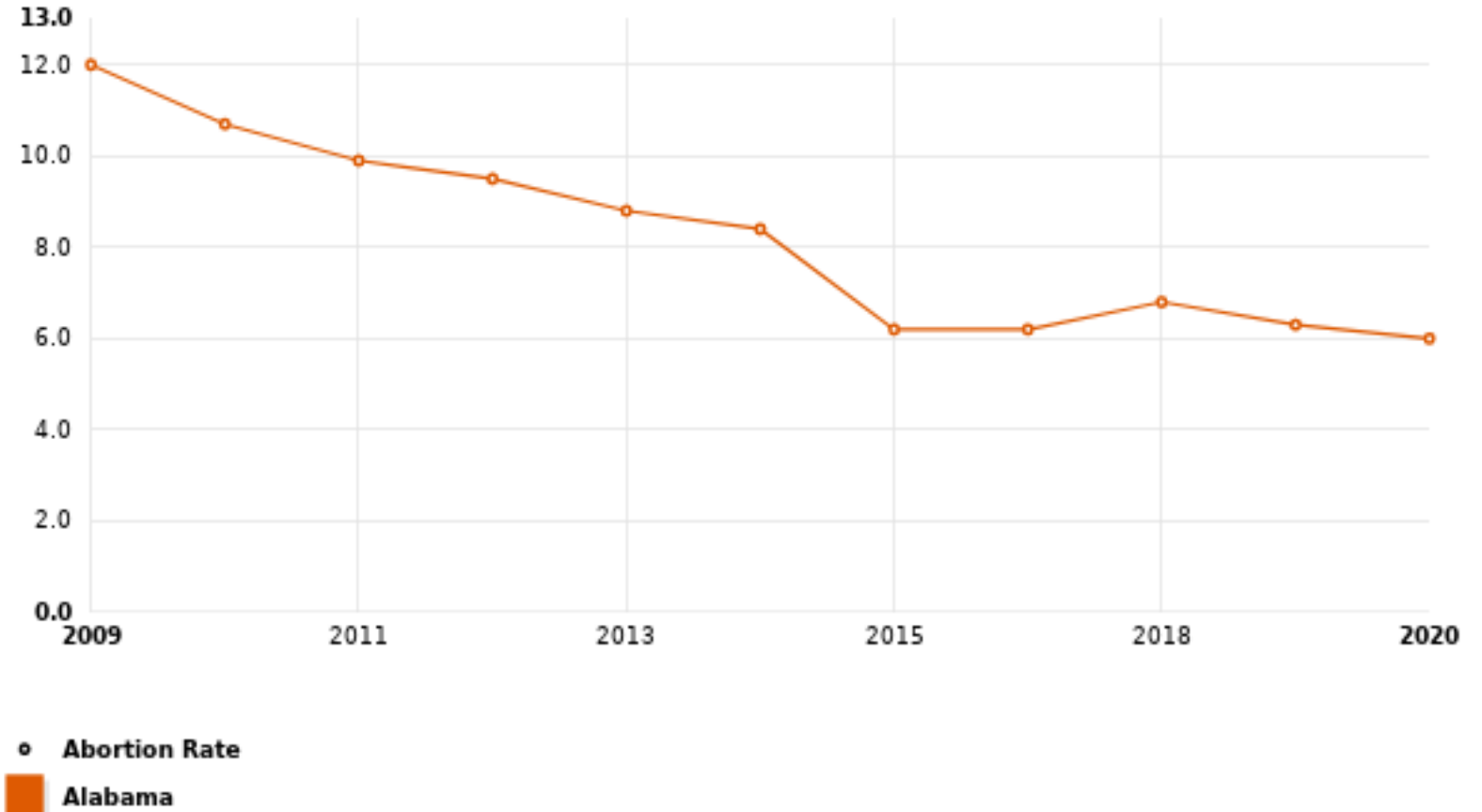
	AGE GROUP OF FEMALE						
	TOTAL	10-14	15-17	18-19	10-19	20 AND ABOVE	UNKNOWN
<b>ESTIMATED PREGNANCIES<sup>1</sup></b>	<b>77,385</b>	<b>88</b>	<b>1,292</b>	<b>3,917</b>	<b>5,296</b>	<b>72,079</b>	<b>9</b>
White	47,494	39	647	2,176	2,862	44,630	2
Black and Other	29,891	49	645	1,741	2,434	27,449	7
<b>ESTIMATED PREGNANCY RATES<sup>2</sup></b>	<b>81.3</b>	<b>0.6</b>	<b>14.1</b>	<b>64.1</b>	<b>17.3</b>	<b>75.5</b>	<b>--</b>
White	77.2	0.4	10.9	55.2	14.6	71.7	--
Black and Other	88.8	0.9	19.8	80.1	22.4	82.6	--
<b>LIVE BIRTHS</b>	<b>57,643</b>	<b>50</b>	<b>927</b>	<b>2,860</b>	<b>3,837</b>	<b>53,803</b>	<b>3</b>
White	37,492	22	492	1,669	2,183	35,307	2
Black and Other	20,151	28	435	1,191	1,654	18,496	1
<b>ABORTIONS</b>	<b>7,467</b>	<b>25</b>	<b>163</b>	<b>441</b>	<b>629</b>	<b>6,832</b>	<b>6</b>
White	2,276	11	51	158	220	2,056	0
Black and Other	5,191	14	112	283	409	4,776	6
<b>ESTIMATED TOTAL FETAL LOSSES<sup>3</sup></b>	<b>12,275</b>	<b>13</b>	<b>202</b>	<b>616</b>	<b>831</b>	<b>11,444</b>	<b>0</b>
White	7,726	6	104	349	459	7,267	0
Black and Other	4,549	7	98	267	371	4,177	0
<b>FEMALE POPULATION</b>	<b>1,260,589</b>	<b>152,508</b>	<b>91,712</b>	<b>61,141</b>	<b>305,361</b>	<b>955,228</b>	<b>--</b>

# ABORTION AND PREGNANCY INTENDEDNESS

## Pregnancy intendedness

- 46%-49% of ALL US pregnancies are unintended
- 82% of all teen pregnancies are unintended
- 12% of Alabama teen pregnancies in 2020 ended in abortion

Rate of Legal Abortions per 1,000 Women Aged 15-44 Years by State of Occurrence: 2009 - 2020



SOURCE: KFF's State Health Facts.

## Alabama teen mother charged with capital murder for allegedly throwing newborn in trash compactor

Published: Aug. 24, 2023, 8:57 p.m.

<https://www.al.com/news/montgomery/2023/08/alabama-teen-mother-charged-with-capital-murder-for-allegedly-throwing-newborn-in-trash-compactor.html>

# PRENATAL CARE

**BIRTHS BY RACE, AGE GROUP OF MOTHER AND ADEQUACY OF PRENATAL CARE<sup>1</sup>  
ALABAMA, 2020**

RACE AND AGE GROUP OF MOTHER	TOTAL	ADEQUACY OF PRENATAL CARE				
		ADEQUATE PLUS	ADEQUATE	INTERMEDIATE	INADEQUATE	UNKNOWN
<b>ALL RACES</b>	<b>57,643</b>	<b>19,506</b>	<b>21,392</b>	<b>4,581</b>	<b>10,318</b>	<b>1,846</b>
Under 15	50	10	5	3	25	7
15-19	3,787	1,048	1,267	276	1,001	195
20-24	14,577	4,745	5,125	1,052	3,155	500
25-29	18,216	6,016	7,151	1,542	2,982	525
30-34	13,887	4,864	5,457	1,144	2,044	378
35-39	5,938	2,308	2,059	482	893	196
40-44	1,120	484	310	81	204	41
45+	65	31	18	1	13	2
Not stated	3	0	0	0	1	2

# PRENATAL CARE BY RACE

- Pregnancy < 15
  - White – 22
    - Inadequate prenatal care - 8
  - Black and other – 28
    - Inadequate prenatal care – 17
- Pregnancy 15-19
  - White – 2,161
    - Inadequate prenatal care – 519 (24%)
  - Black and other – 1,626
    - Inadequate prenatal care – 482 (30%)



# LOW BIRTH WEIGHT

**LOW WEIGHT BIRTHS<sup>1</sup> AND PERCENT<sup>2</sup> OF LOW WEIGHT BIRTHS  
BY RACE AND AGE GROUP OF MOTHER  
ALABAMA, 2020**

RACE AND AGE GROUP OF MOTHER	TOTAL BIRTHS	LOW WEIGHT BIRTHS	PERCENT OF LOW WEIGHT BIRTHS	UNKNOWN/ NOT STATED
<b>ALL RACES</b>	<b>57,643</b>	<b>6,228</b>	<b>10.8</b>	<b>6</b>
Under 15	50	10	20.0	0
15-17	927	111	12.0	0
18-19	2,860	349	12.2	0
20-24	14,577	1,551	10.6	3
25-29	18,216	1,839	10.1	1
30-34	13,887	1,488	10.7	2
35-39	5,938	710	12.0	0
40-44	1,120	162	14.5	0
45+	65	8	12.3	0
Not stated	3	0	---	0

# INFANT MORTALITY BY AGE OF MOTHER

## INFANT DEATHS AND INFANT MORTALITY RATES<sup>1</sup> BY RACE<sup>2</sup> OF CHILD AND AGE GROUP OF MOTHER ALABAMA, 2020

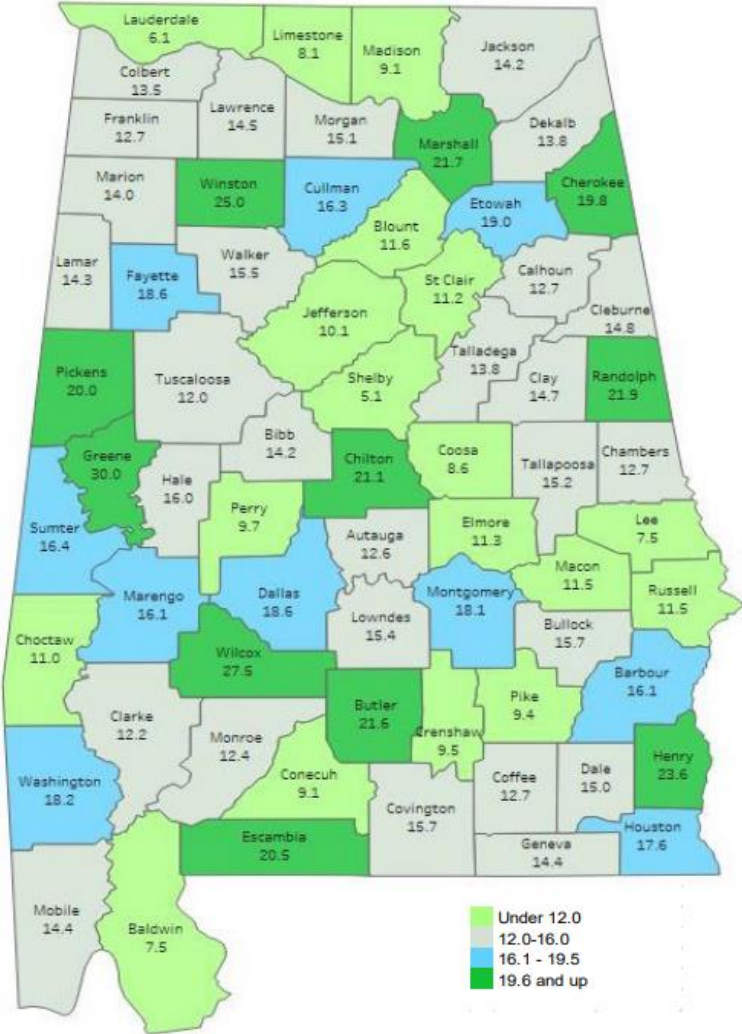
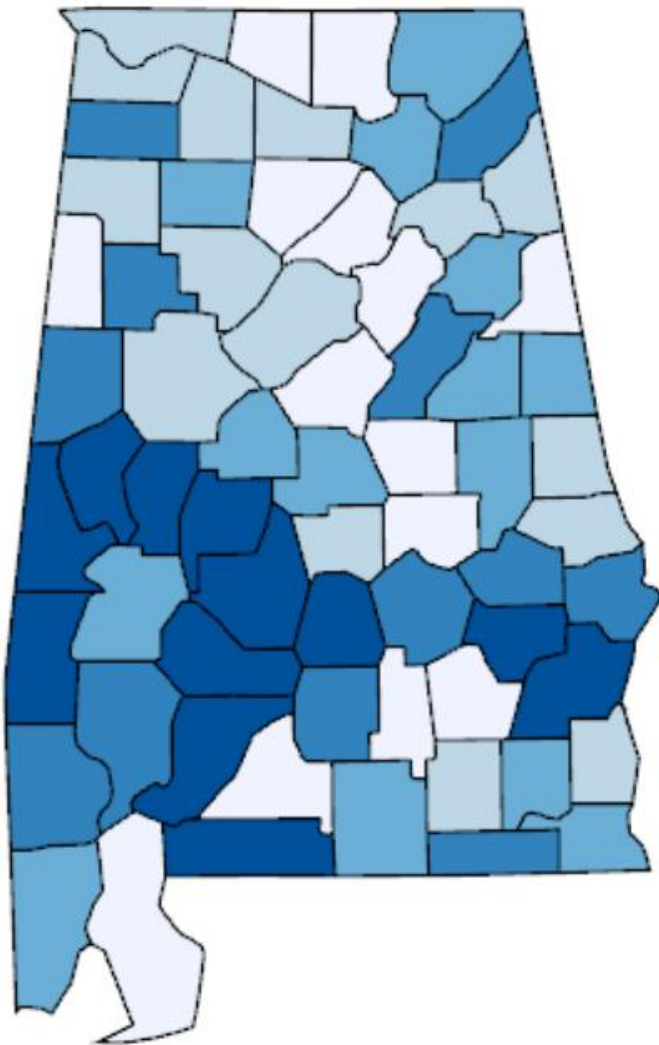
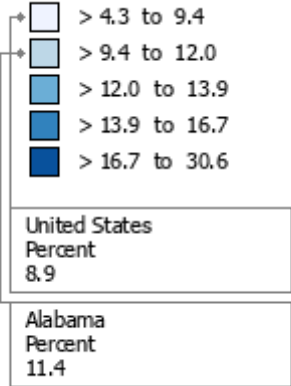
AGE GROUP OF MOTHER	TOTAL		WHITE		BLACK AND OTHER	
	NUMBER	RATE	NUMBER	RATE	NUMBER	RATE
<b>TOTAL</b>	<b>404</b>	<b>7.0</b>	<b>196</b>	<b>5.2</b>	<b>208</b>	<b>10.3</b>
Under 15	2	40.0	2	90.9	0	0.0
15-17	6	6.5	1	2.0	5	11.5
18-19	25	8.7	10	6.0	15	12.6
20-24	118	8.1	55	6.2	63	10.9
25-29	116	6.4	50	4.1	66	10.7
30-34	92	6.6	54	5.6	38	9.1
35-39	32	5.4	19	4.8	13	6.7
40+	11	9.3	3	4.1	8	17.5
Not stated	2	--	2	--	0	--

<sup>1</sup> Rate is per 1,000 live births in specified group. See formula in Appendix B. Use caution with rates derived from small numbers.

<sup>2</sup> Infant deaths are by race of child and live births are by race of mother.



# POVERTY AND TEEN PREGNANCY



# LIFE COURSE AND SOCIOECOLOGICAL PERSPECTIVE AND TEEN PREGNANCY

- Poverty / Socioeconomic Status
- Race
- Health Policy: investment in women's health, healthy communities, and social conditions to impact life course trajectory
  - Community
  - Interpersonal
- Individual: **38.4% of all high school students report having had sex**

# MENTAL HEALTH

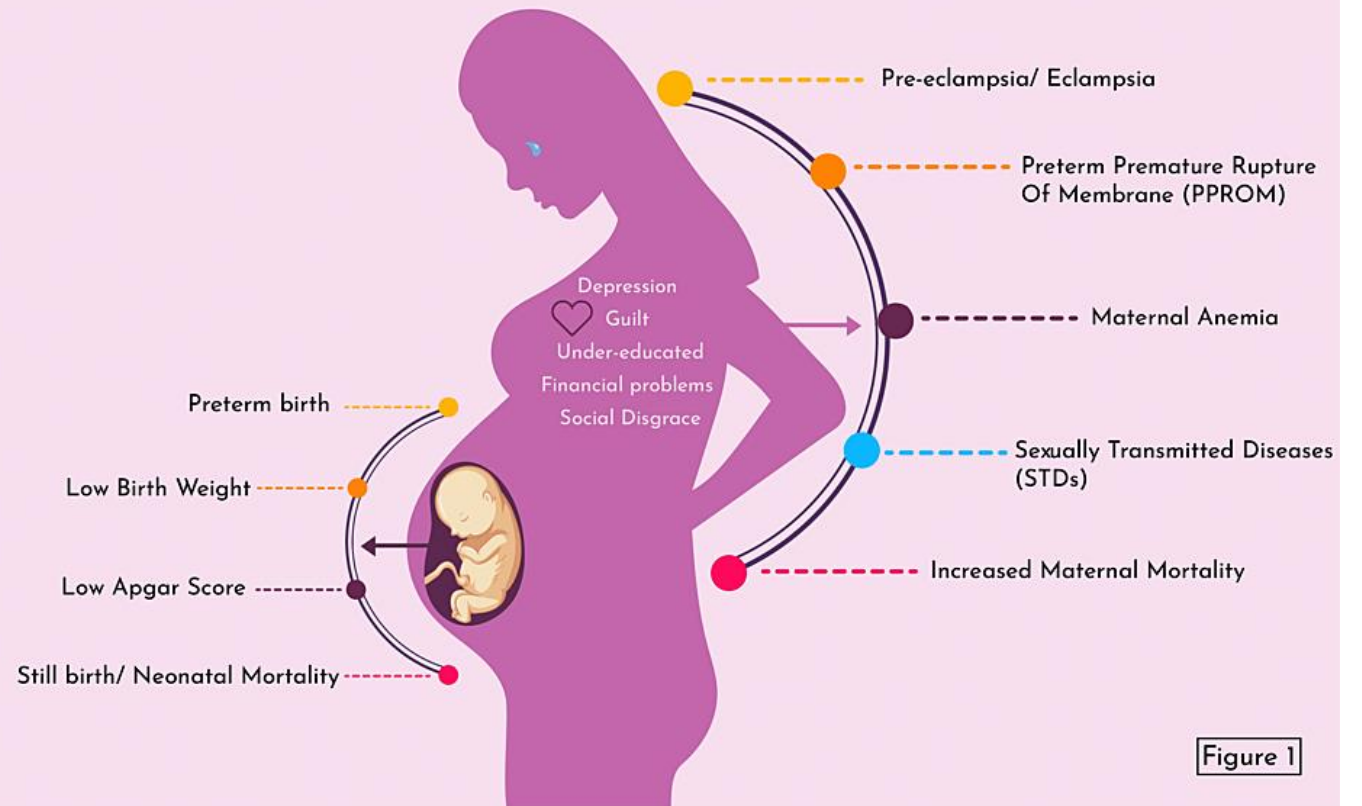
- Trauma and risk of pregnancy
- ACES
- Impact of mental health diagnoses on outcomes

# RISKS TO PREGNANT ADOLESCENTS

- Physical
- Emotional
- Social
- Economic

Which teen is most challenged by pregnancy?

## Adolescent Pregnancy: Maternal-Neonatal outcomes



# RISKS OF ADOLESCENT PARENTING

- To child
  - Educational
  - Behavioral
    - Sons are 13% more likely to go to prison
    - Daughters are 22% more likely to become pregnant before age 20
  - Health
- To teen
  - Educational
  - Economic
  - Mental Health
  - Isolation
  - Health



# STRATEGIES FOR PREVENTION

- Policies for access to contraception (Title X clinics)
  - Availability
  - Ease of use
- Health Literacy
- Education
  - Where?
- Goals

# STRATEGIES FOR BEST OUTCOMES

- Family support
- Community support
- Supportive programs
  - Mental health
  - Childcare
  - Education
- Resources



# REFERENCES

- Alabama Campaign for Adolescent Sexual Health. <https://alabamacampaign.org/state-county-facts/alabama/>
- Alabama Center for Health Statistics. (2023). Alabama Vital Statistics, 2020. <https://www.alabamapublichealth.gov/healthstats/index.html>
- America's Health Rankings United Health Foundation. (2022). Health of women and children report 2022. [https://assets.americashealthrankings.org/app/uploads/ahr\\_2022\\_hwc\\_executive\\_brief.pdf](https://assets.americashealthrankings.org/app/uploads/ahr_2022_hwc_executive_brief.pdf) , accessed 2023.
- Granger, T. (2019). Preventing teen pregnancy by tackling social determinants of health. <https://dworakpeck.usc.edu/news/preventing-teen-pregnancy-tackling-social-determinants-of-health>
- Kotelchuck, M. Editorial: Building on a Life-Course Perspective in Maternal and Child Health. *Matern Child Health J* 7, 5–11 (2003). <https://doi.org/10.1023/A:1022585400130>
- Lu MC, Halfon N. Racial and ethnic disparities in birth outcomes: a life-course perspective. *Matern Child Health J*. 2003 Mar;7(1):13-30. doi: 10.1023/a:1022537516969. PMID: 12710797.
- Tebb KP, Brindis CD. Understanding the Psychological Impacts of Teenage Pregnancy through a Socio-ecological Framework and Life Course Approach. *Semin Reprod Med*. 2022; 40:107-15.
- U.S. Department of Health and Human Services. OASH (n.d.). Challenges of Teen Childbearing. <https://opa.hhs.gov/adolescent-health/reproductive-health-and-teen-pregnancy/challenges-teen-childbearing>